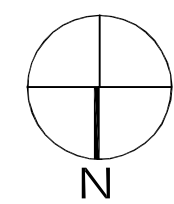
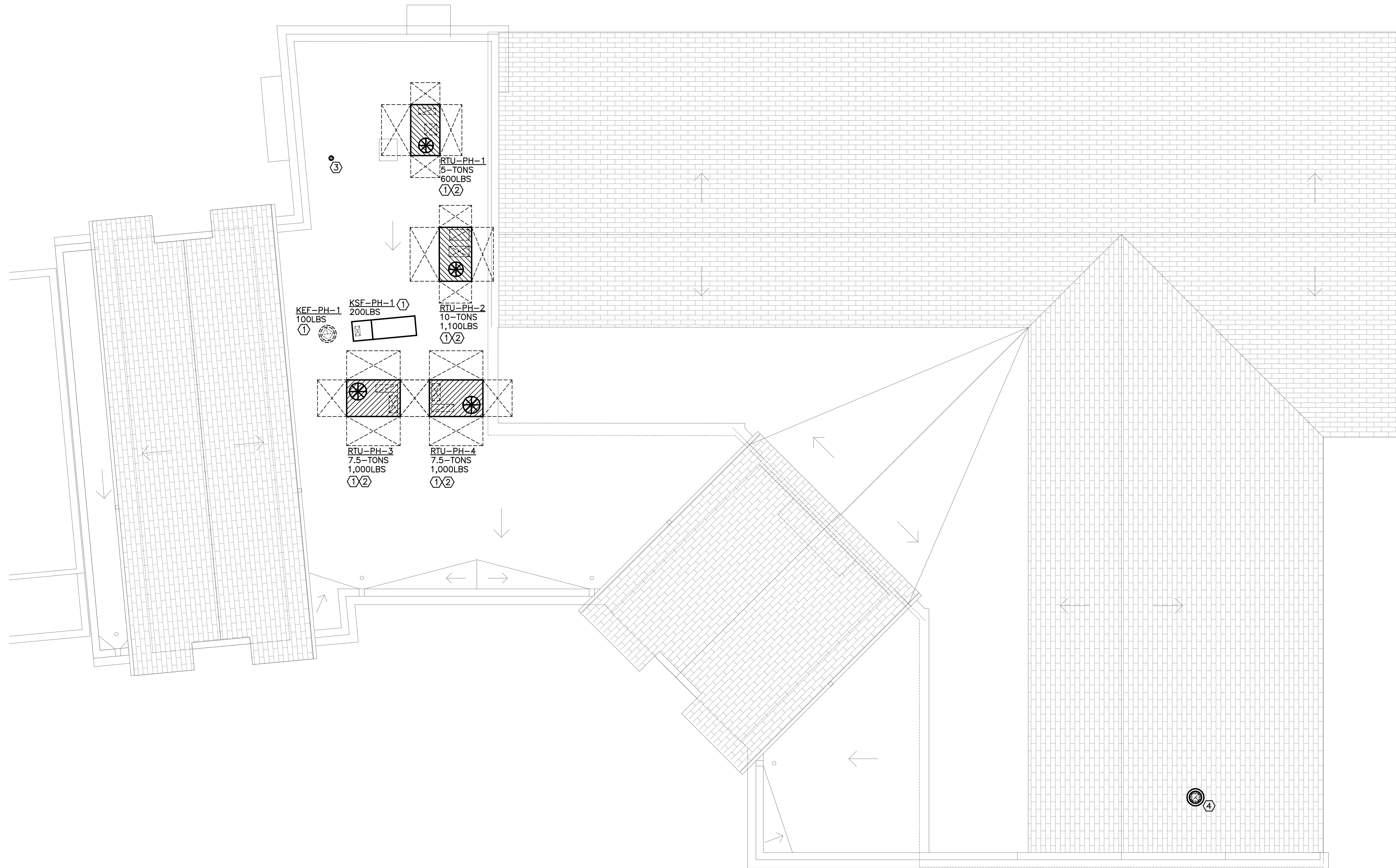


C:\Work\Projects\23-47 St. Jude CC - Parish Hall Addn\Mech\2347-M22.dwg 01/15/24 13:44:57 Rene's ASUS



## PARTIAL ROOF - HVAC PLAN

Scale: 1/8" = 1'-0"


### NOTES BY SYMBOL "1"

- TRANSITION TO/FROM FULL-SIZE EQUIPMENT OPENING FROM/TO SIZE SHOWN ON PLAN AT ROOF DECK. REFER TO M3.1 FOR ADDITIONAL INSTRUCTIONS.
- MAINTAIN MANUFACTURER'S RECOMMENDED SERVICE AND AIR FLOW CLEARANCES.
- CONCENTRIC VENT THROUGH ROOF. REFER TO DETAIL 8/M4.1 FOR ADDITIONAL INSTRUCTIONS.
- EXHAUST HOOD EQUAL TO LOREN COOK PR16 WITH FACTORY BIRD SCREEN, CURB WITH BOTTOM SLOPED TO MATCH ROOF SLOPE, AND BACK-DRAFT DAMPER. TRANSITION FROM DUCT SIZE SHOWN ON FLOOR PLAN (M2.1) TO FULL-SIZE EQUIPMENT OPENING SIZE ROOF DECK. COORDINATE LOCATION WITH EXISTING FLUE VENT LOCATIONS AND TO BE WITHIN VOID SPACE BETWEEN ROOF STRUCTURAL JOIST/RAFTERS.

### GENERAL NOTES THIS SHEET

- REFER TO NOTES ON M0.1 FOR ADDITIONAL INSTRUCTIONS.
- MAINTAIN 10-FOOT SEPARATION BETWEEN OUTDOOR AIR INTAKE LOCATIONS AND ANY PLUMBING OR FLUE VENT OR EXHAUST AIR DISCHARGE AIR LOCATIONS.

8' 0 8' 16'  
1/8"=1'-0"



MEP Consultant  
**Rene' A. Culross**  
Rene' A. Culross, P.E., PLLC  
1820 Hunting Green Drive  
Fort Worth, TX 76134  
817-798-6642  
raculross@gmail.com  
F-12230



### APPROVED

Reviewed for Code Compliance  
ProjectName: C2-24-02038 &  
CR-24-00667  
Date: 4/25/2024  
Approved plans in no way  
excludes items that may be found  
in the field and shall not be  
construed to be a permit or  
approval of any violation of any  
code provision.

## ARCHITECTURE

SCOTT MARTSOLF - ARCHITECT

815 Daggett Avenue  
Fort Worth, Texas 76104  
Phone: (817) 820-0005

## ST. JUDE CATHOLIC CHURCH

## PARISH HALL REMODEL & CONNECTOR

500 E DALLAS ST.  
MANSFIELD, TX 76063

## PERMIT SET

Drawing Title:

PARTIAL ROOF  
HVAC PLAN

Project No.

2307

Date:

1/12/2024

Sheet No.

M2.2