

ENLARGED FLOOR PLAN - FOOD SERVICE EQUIPMENT SCALE 1/4" = 1'-0"

FOOD SERVICE EQUIPMENT		
NO.	EQUIPMENT DESCRIPTION	
1	CUSTOM SERVING TABLE & CASHIER'S STAND	REF. DWG.
2	SOLID TOP UNIT	REF. DWG.
3	FROST TOP UNIT	ATLAS METAL INC WF-3
4	HOT FOOD UNIT - 5 WELL UNIT	DUKE E-5-DLPG/E-5-DLSS
5	ICE MACHINE - NUGGET (CHEWABLE) W/ FILTER	SCOTSMAN NS0622A-1
6	REACH IN REFRIGERATOR	EVEREST ESR1
7	REACH IN FREEZER	EVEREST ESF1
8	HOT WATER DISPENSER	BUNN H5X ELEMENTS SST #43600
9	HEATED CABINET (WARMER)	VULCAN VHFA18
10	STAINLESS STEEL WORK TABLE	ADVANCE TABCO 24 X 36
11	HEAVY DUTY GAS RANGE W/ GRIDDLE	VULCAN 48C 4B24GT
12	DOUBLE CONVECTION OVEN	VULCAN VC44GD
13	BAKERS TABLE	DUKE 345-55
14	FLOOR MIXER	HOBART HL300 MIXER
15	WORK TABLE (w/ 2 DRAWER UNITS)	DUKE 416-3696
16	VEGETABLE PREPARATION SINK & TABLE	AT 9-62-36-36RL 113"
17	CLEAN DISH TABLE	AT CUSTOM
18	SOILED DISH SINK	AT CUSTOM
18A	WASTE DISPOSER @ SOILED DISH SINK	HOBART FD4-150
19	DISHWASHER & BOOSTER HEATER	HOBART AM
19A	DISHWASHER HOOD	REF. MECHANICAL
20	TRIPLE COMPARTMENT SINK W/ POT WASH	AT CUSTOM
21	SOILED DISH TABLE	AT CUSTOM
22	WIRE SHELVING	EAGLE 24X48
23	ICE CREAM BOX (PROVIDED BY OWNER)	
24	MILK BOX (PROVIDED BY THE OWNER)	
25	ROLLING TRAY CART (BY OWNER)	
26	WIRE SHELVING @ REFRIGERATED UNIT	EAGLE 24-36C
27	WALK-IN FREEZER	BALLY BOX
28	WALK-IN COOLER	BALLY BOX
29	WIRE SHELVING SPACE SAVING SYSTEM	EAGLE MASTER TRAK
30	STAFF LOCKERS	REF. INT. ELEV AND SPECIFICATIONS
31	HANDWASH SINK W/ PADDLE HANDLES	REF. PLUMBING
32	HOOD	REF. MECHANICAL
33	WALL MOUNTED POT FILLER AT RANGE	REF. PLUMBING

REGISTERED ARCHITECT
CLINTON W. FARRIS #28983
DATE SIGNED: 1.28.22

HPA
ESTABLISHED 1962
ARCHITECTS PROGRAMMERS PLANNERS
4724 OLD JACKSBORO HIGHWAY
WICHITA FALLS, TEXAS 76302-3599
VOICE: 940.767.1421 FAX: 940.397.0273
WEB: www.hpa1962.com

ADDITIONS AND RENOVATIONS TO THE
GORDON I.S.D. CAMPUS
 FOR GORDON I.S.D.
 112 RUSK STREET
 GORDON, TEXAS 76453

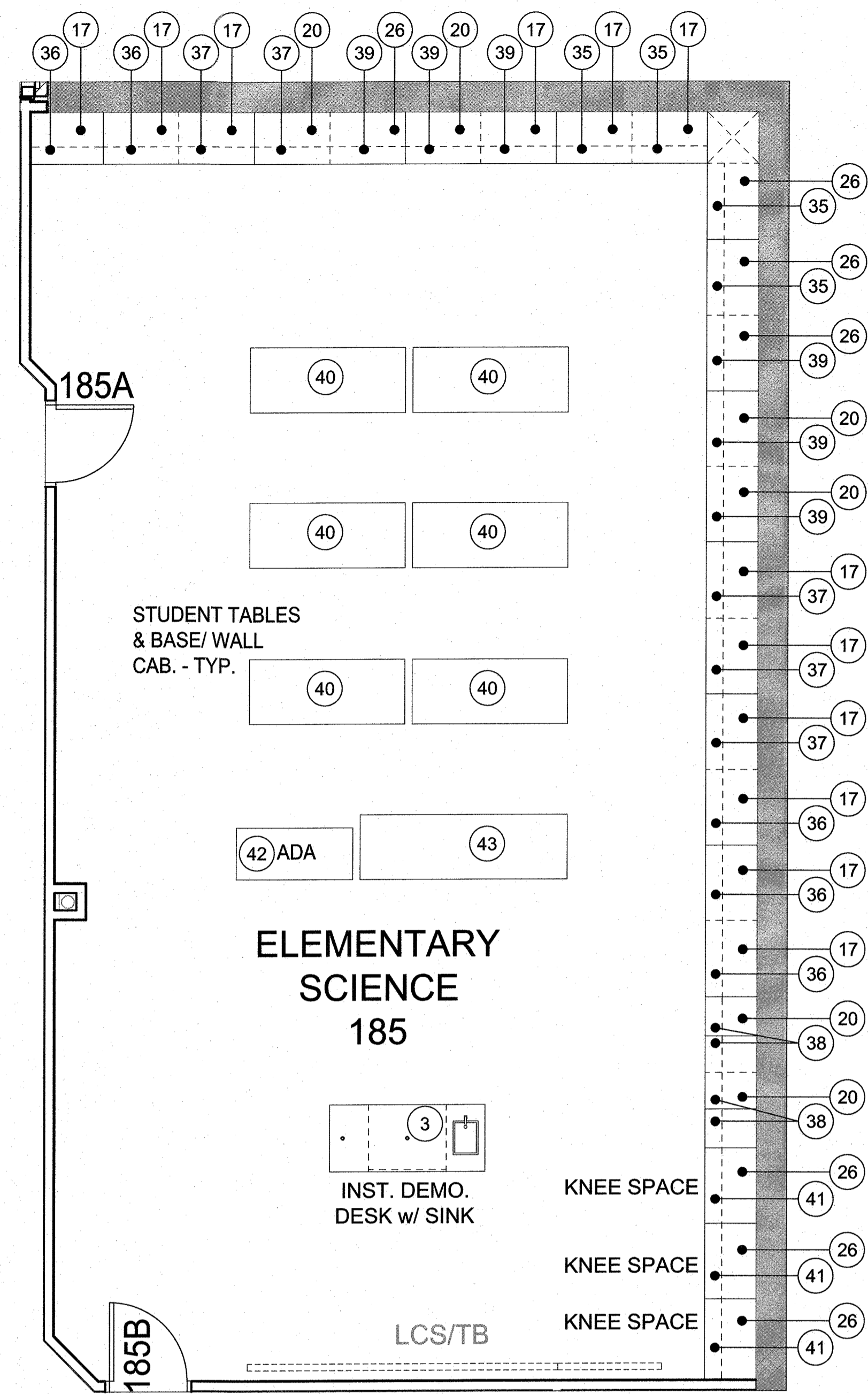
DRAWN BY: HPA
DATE: 28 JULY 2022

REVISIONS		
NO.	DESCRIPTION	DATE

PROJECT NO.
20864.00

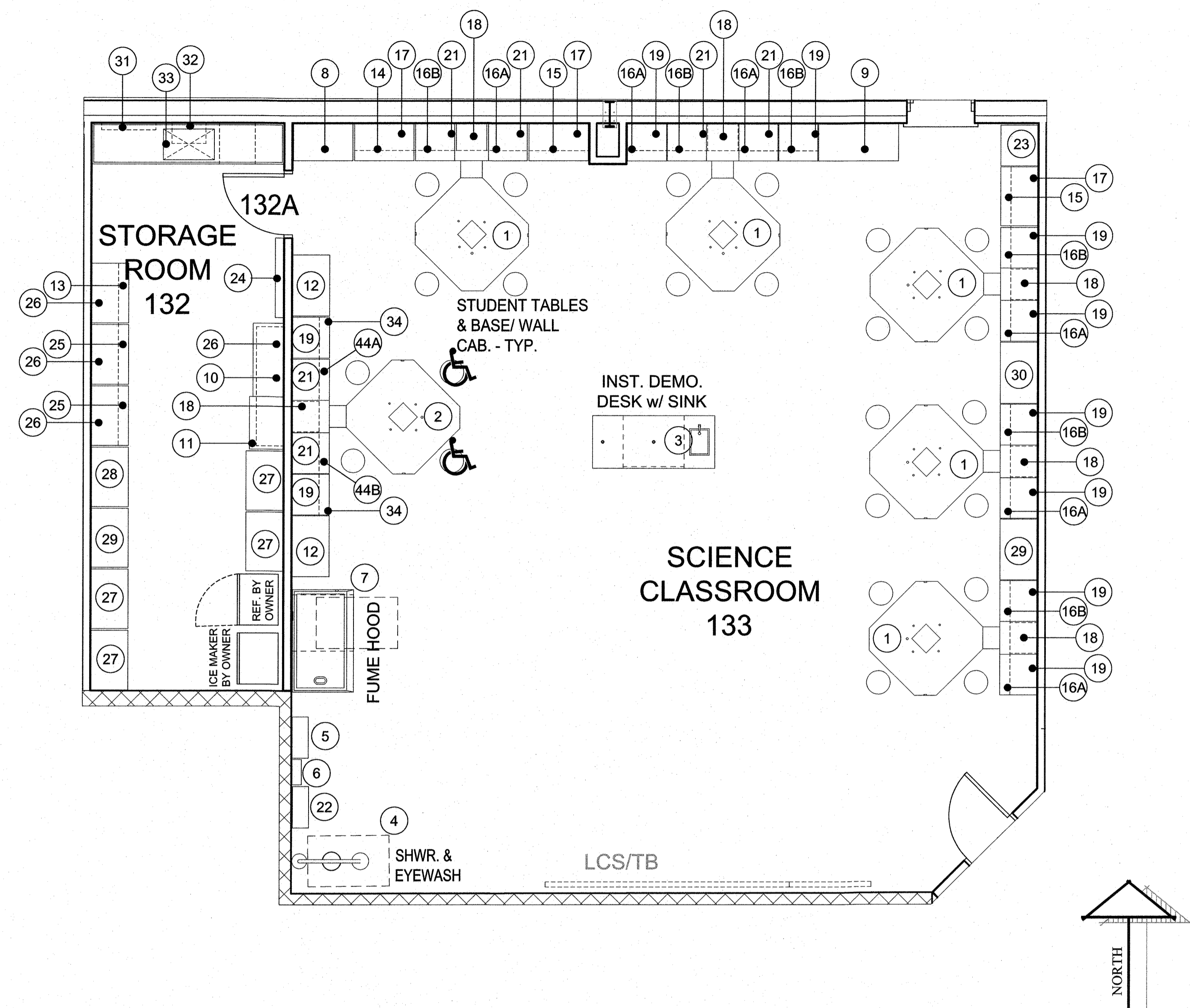
SHEET NO.
QF101

© HPA INC.



ENLARGED FLOOR PLAN - ELEMENTARY SCIENCE LABORATORY

SCALE 1/4" = 1'-0"




ENLARGED FLOOR PLAN - SECONDARY (HIGH SCHOOL) SCIENCE LABORATORY

SCALE 1/4" = 1'-0"

SCIENCE EQUIPMENT SCHEDULE

NO.	EQUIPMENT DESCRIPTION	DIMENSIONS	NO.	EQUIPMENT DESCRIPTION	DIMENSIONS
1	STUDENT LAB PEDESTAL TABLE W/ ANNEX	36" HIGH	23	APRON AND SMOCK STORAGE	24"W X 22"D X 82" HIGH
2	STUDENT LAB PEDESTAL TABLE (HANDICAPPED ACC.) W/ ANNEX	34" HIGH	24	APRON RAIL	INSTALL 1 @ 48" HIGH AND 1 @ 60" HIGH
3	INSTRUCTOR'S DEMONSTRATION DESK	60" X 30" X 34" HIGH	25	BASE CABINET - OPEN W/ ADJUSTABLE SHELVING	35"W X 22"D X 36" HIGH
4	EMERGENCY SHOWER/EYEWASH UNIT - SAFETY STATION - ADA COMPLIANT		26	WALL CABINET - OPEN W/ ADJUSTABLE SHELVING	35"W X 16"D X 30" HIGH
5	SAFETY GLASSES/GOGGLES CABINET		27	OPEN STORAGE CABINET W/ ADJUSTABLE SHELVING	35"W X 22"D X 82" HIGH
6	FIRE BLANKET CABINET		28	SOLID WOOD STORAGE CABINET	35"W X 22"D X 82" HIGH
7	FUME HOOD		29	GLASS DOOR STORAGE CABINET	35"W X 22"D X 82" HIGH
8	MICROSCOPE CASE	35" X 16"D X 82" HIGH	30	SKELETON CABINET	35"W X 16"D X 82" HIGH
9	TOTE TRAY CASE	47" X 27" X 82" HIGH	31	WALL MOUNTED DRYING RACK	32" X 30"
10	FLAMMABLE STORAGE CABINET	43" X 18" X 44" HIGH	32	DRYING RACK	20" X 12"
11	ACID STORAGE CABINET	31" X 20" X 36.5" HIGH	33	SINK COMBO UNIT W/ BASE CABINET AND DRAWERS - ADA COMP. W/ RESIN TOP	
12	TALL CASE STORAGE CABINET	35" X 82" X 22" HIGH	34	BASE CABINET - ONE DRAWER AND ONE DOOR	24"W X 22"D X 33" HIGH
13	BASE CABINET UNIT (w/ 8 DRAWERS)	35"W X 22" X 36" HIGH	35	BASE CABINET UNIT (W/ 2 DOORS AND ADJUSTABLE SHELVES)	35"W X 22"D X 29" HIGH
14	BASE CABINET UNIT (w/ 6 DRAWERS)	35"W X 22" X 36" HIGH	36	BASE CABINET UNIT (W/ 2 DOORS AND 2 DRAWERS AND ADJUSTABLE SHELVES)	35"W X 22"D X 29" HIGH
15	BASE CABINET UNIT (w/ 2 DOORS & 2 DRAWERS)	35"W X 22" X 36" HIGH	37	BASE CABINET UNIT (W/ 4 DRAWERS AND ADJUSTABLE SHELVES)	35"W X 22"D X 29" HIGH
16A/16B	BASE CABINET UNIT (w/ 1 DOORS & 5 DRAWERS) (16A = LEFT HAND 16B = RIGHT HAND)	24"W X 22" X 36" HIGH	38	BASE CABINET UNIT (W/ 3 DRAWERS)	18"W X 22"D X 29" HIGH
17	WALL CABINET UNIT (w/ SOLID DOORS AND ADJUSTABLE SHELVES)	30"W X 16" X 30" HIGH	39	BASE CABINET UNIT (W/ 1 DOOR AND 3 DRAWERS AND ADJUSTABLE SHELVES)	35"W X 22"D X 29" HIGH
18	WALL CABINET UNIT (OPEN SHELVES w/ ADJUSTABLE SHELVES)	35"W X 16" X 30" HIGH	40	STUDENT DESK (SEATED HEIGHT)	72" LONG X 30" WIDE X 30" HIGH
19	WALL CABINET UNIT (w/ SOLID DOORS AND ADJUSTABLE SHELVES)	24"W X 16"D X 30" HIGH	41	UTILITY TABLE W/ KNEE SPACE	9'LONG X 24"D X 30" HIGH
20	WALL CABINET UNIT (w/ GLASS DOORS AND ADJUSTABLE SHELVES)	35"W X 16"D X 30" HIGH	42	ADA COMPLIANT STUDENT DESK (ADJUSTABLE HEIGHT)	54"W X 24"D X 33.5" HIGH
21	WALL CABINET UNIT (w/ GLASS DOORS AND ADJUSTABLE SHELVES)	24"W X 16"D X 30" HIGH	43	STUDENT DESK (SEATED HEIGHT)	96"W X 30"D X 30" HIGH
22	FIRST AID CABINET	35"W X 12"D X 30.5" HIGH	44A/44B	BASE CABINET UNIT (w/ 1 DOORS & 5 DRAWERS) (44A = LEFT HAND 44B = RIGHT HAND)	24"W X 22" X 33" HIGH



HPA
 ESTABLISHED 1962
 ARCHITECTS PROGRAMMERS PLANNERS
 4724 OLD JACKSBORO HIGHWAY
 WICHITA FALLS, TEXAS 76702-3599
 VOICE: 940.767.1421 FAX: 940.397.0273
 WEB: www.hpa1962.com

ADDITIONS AND RENOVATIONS TO THE
GORDON I.S.D. CAMPUS
 FOR GORDON I.S.D.
 112 RUSK STREET
 GORDON, TEXAS 76453

DRAWN BY: HPA

DATE: 28 JULY 2022

REVISIONS		
NO.	DESCRIPTION	DATE

PROJECT NO.
20864.00

SHEET NO.

QL101